

GROUND STORAGE RESERVOIR & PUMP STATION FOR GREGG'S LANDING VERNON HILLS LAKE COUNTY, ILLINOIS

LAKE COUNTY PUBLIC WORKS
LCP-RECEIVED
DATE RECEIVED: Feb. 16 1999
DATE DISCLOSED: *Peter Kolt*
BY: *Peter Kolt*
 APPROVED
 APPROVED BY NOTED
 DISAPPROVED

The approval of any drawing does not constitute a warranty or a guarantee of the accuracy of the information contained therein. It is the responsibility of the user to verify the accuracy of the information and to obtain the necessary permits and approvals from the appropriate authorities. The user shall be responsible for any and all costs incurred in connection with the use of the drawings.

1/15/99	VILL. OF VERNON HILLS	REVIEW
1/15/99	LCPDW	REVIEW
1/15/99	EPA	REVIEW
1/15/99	ILL. DEP. OF TRANSPORTATION	REVIEW
1/15/99	ILL. DEP. OF COMMERCE	REVIEW
1/15/99	ILL. DEP. OF HEALTH	REVIEW
1/15/99	ILL. DEP. OF LAND & NATURAL RESOURCES	REVIEW
1/15/99	ILL. DEP. OF POLICE & ADMINISTRATION	REVIEW
1/15/99	ILL. DEP. OF PUBLIC SAFETY	REVIEW
1/15/99	ILL. DEP. OF SOCIAL SERVICES	REVIEW
1/15/99	ILL. DEP. OF TERRORISM PREVENTION	REVIEW
1/15/99	ILL. DEP. OF WATER & ENERGY	REVIEW
1/15/99	ILL. DEP. OF WILDFIRE PREVENTION	REVIEW
1/15/99	ILL. DEP. OF ZONING & PLANNING	REVIEW
1/15/99	ILL. DEP. OF TRANSPORTATION	REVIEW
1/15/99	ILL. DEP. OF COMMERCE	REVIEW
1/15/99	ILL. DEP. OF HEALTH	REVIEW
1/15/99	ILL. DEP. OF LAND & NATURAL RESOURCES	REVIEW
1/15/99	ILL. DEP. OF POLICE & ADMINISTRATION	REVIEW
1/15/99	ILL. DEP. OF PUBLIC SAFETY	REVIEW
1/15/99	ILL. DEP. OF SOCIAL SERVICES	REVIEW
1/15/99	ILL. DEP. OF TERRORISM PREVENTION	REVIEW
1/15/99	ILL. DEP. OF WATER & ENERGY	REVIEW
1/15/99	ILL. DEP. OF WILDFIRE PREVENTION	REVIEW

DRAWING NO.	DRAWING TITLE
93-149GSPS-01	COVER SHEET
93-149GSPS-02	NOTES
93-149GSPS-03	AREA DEVELOPMENT PLAN EXHIBIT
93-149GSPS-04	SITE PLAN
93-149GSPS-05	BUILDING ELEVATIONS
93-149GSPS-06	ARCHITECTURAL FLOOR PLAN & DETAILS
93-149GSPS-07	FOUNDATION PLAN
93-149GSPS-08	ROOF DECK PLAN
93-149GSPS-09	STRUCTURAL SECTIONS
93-149GSPS-10	STRUCTURAL DETAILS (1)
93-149GSPS-11	STRUCTURAL DETAILS (2)
93-149GSPS-12	STRUCTURAL DETAILS (3)
93-149GSPS-13	STRUCTURAL STEEL
93-149GSPS-14	MECHANICAL PLAN AND DETAILS
93-149GSPS-15	MECHANICAL SECTIONS
93-149GSPS-16	MECHANICAL DETAILS (1)
93-149GSPS-17	MECHANICAL DETAILS (2)
93-149GSPS-18	ELECTRICAL LAYOUT AND POWER PLAN
93-149GSPS-19	ILLUMINATION PLAN
93-149GSPS-20	ELECTRICAL DETAILS & GROUNDING PLAN
93-149GSPS-21	ELECTRICAL ONE-LINE DIAGRAM AND DETAILS
93-149GSPS-22	MOTOR CONTROL CENTER AND SUPERVISORY CONTROL LAYOUT (1)
93-149GSPS-23	SUPERVISORY CONTROLS (2)



BENCHMARKS

8" IRON PIPE SET WITH PLASTIC CAP AT THE SOUTHWEST CORNER OF ELGIN JOLIET, AND EASTERN RAILROAD, AND BUTTERFIELD RD. ELEV. = 726.01

- NOTES**
- DRAWINGS AND SPECIFICATIONS SHALL BE USED AS A SET ONLY. DO NOT SEPARATE. NOTES ON DRAWINGS ESTABLISH MINIMUM REQUIREMENTS. SEE SPECIFICATIONS FOR DETAILS.
 - ALL ELEVATIONS ARE USGS UNLESS OTHERWISE INDICATED.
 - CALL J.U.L.I.E. PRIOR TO EXCAVATING.
 - WORK PERFORMED UNDER THIS CONTRACT SHALL IN NO WAY INTERFERE WITH EXISTING UTILITY SERVICES, AND/OR OPERATIONS OF EXISTING HIGH TANK AND WATER WORKS FACILITIES.
 - ONLY USE CONTRACT DRAWINGS STAMPED "FINAL PLANS" FOR CONSTRUCTION.
 - ZALE (G.A.Z., INC.), VILLAGE OF VERNON HILLS (VILLAGE AND LAKE COUNTY PUBLIC WORKS DEPARTMENT (LCPDW) SHALL BE NOTIFIED BY THE CONTRACTOR IN WRITING AT LEAST THREE (3) FULL WORKING DAYS PRIOR TO ANY CONSTRUCTION.
 - CERTAIN RECORD DRAWING INFORMATION WAS USED TO DEVELOP THESE DRAWINGS. IF SUCH RECORD INFORMATION IS FOUND TO DIFFER FROM ACTUAL CONDITIONS, NOTIFY THE OWNER'S REPRESENTATIVE IMMEDIATELY.

CALL JULIE 1-800-892-0123 WITH THE FOLLOWING:
 COUNTY: LAKE
 TOWNSHIP: VERNON HILLS
 SEC. & 1/4 SEC. NO.: 28-24-11
 48 HOURS BEFORE YOU DIG, EXCLUDING SAT., SUN., & HOLIDAYS

CONTRACT DRAWINGS

LOCATION AND PROJECT DESCRIPTION

LOCATION: POD D OUTLOT AT NORTHEAST CORNER OF POD D ROADWAY AND GREGG'S PARKWAY

DESCRIPTION: FURNISH AND INSTALL CAST-IN-PLACE CONCRETE POTABLE WATER STORAGE RESERVOIR AND PUMP STATION. PROPOSED RESERVOIR IS RATED 500,000 GALLONS. PUMP STATION IS RATED 3,000 GPM. LAYOUT ACCOMMODATES CONSTRUCTION OF FUTURE 1,000,000 GALLON CELL. SITE IS CURRENTLY LARGELY UNIMPROVED.

ENGINEER: _____ DATE: _____

FRED B. MASS, P.E.
 ILLINOIS REGISTRATION No. 062-034079
 EXPIRATION DATE: 11/99

THESE DRAWINGS AND/OR ANY PART THEREOF, INCLUDING SPECIFICATIONS SHALL BE CONSIDERED NULL AND VOID WITHOUT THE DATE, SEAL, SIGNATURE AND EXPIRATION DATE OF SEAL OF THE ENGINEER.



CLIENT: G. A. Z., Inc.
 100 Lexington Drive
 Suite 100
 Buffalo Grove, IL 60089

SPACECO, INC.
 9575 W. HIGGINS • SUITE 700 • ROSEMONT, IL 60018 (847) 696-4060 FAX (847) 696-4065

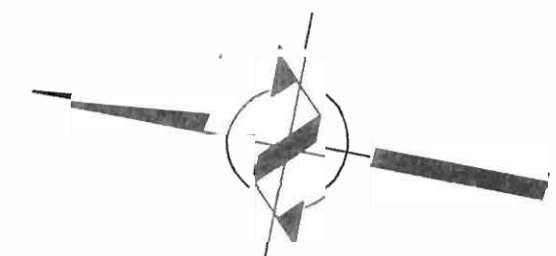
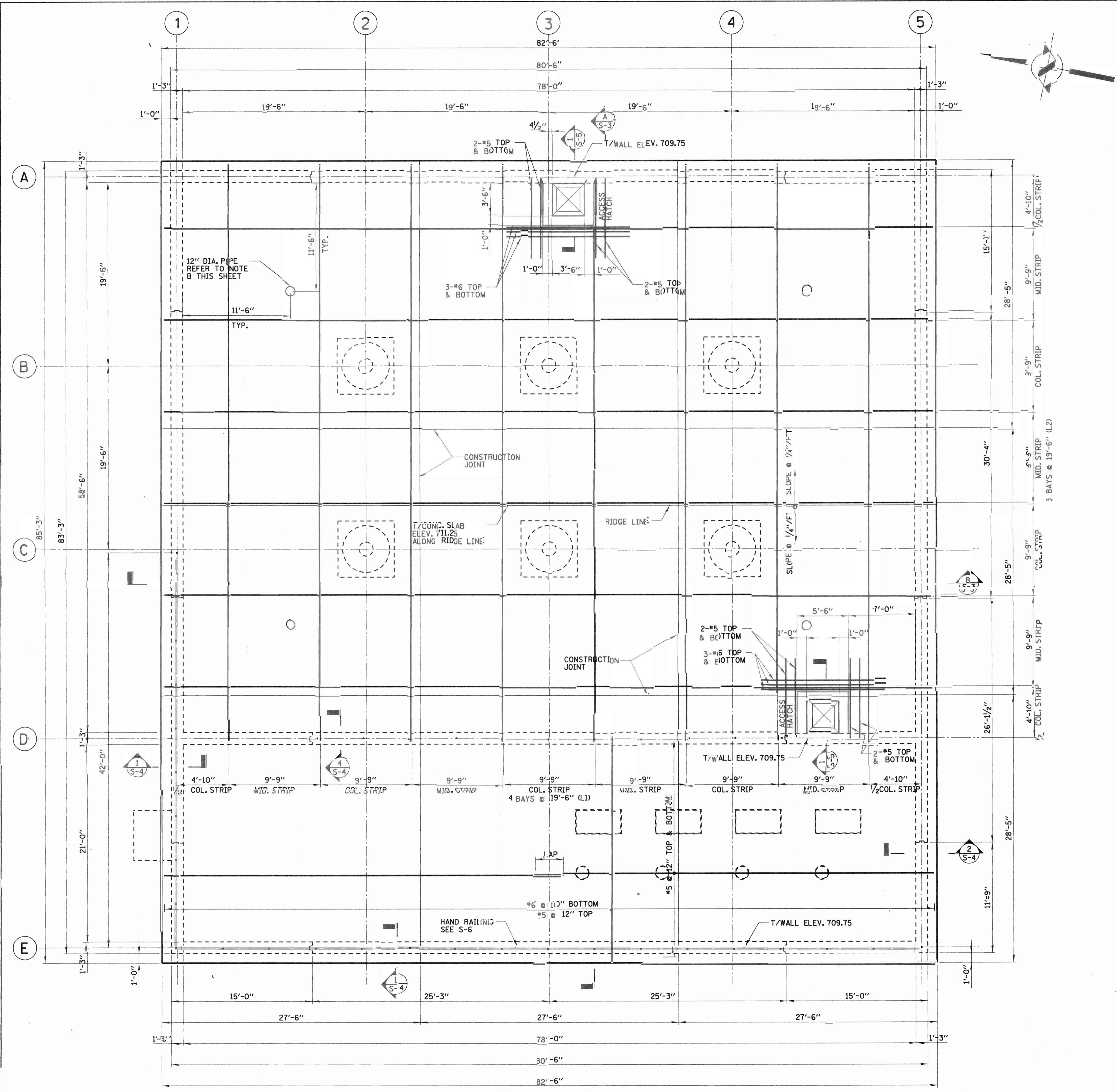
CHRISTOPHER B. BURKE ENGINEERING LTD.
 9575 West Higgins Road, Suite 600
 Rosemont, Illinois 60018
 (847) 823-0500

RECEIVED
 JAN 29 1999

DATE: 03/09/99
 SHEET: G-1
 1 of 23
 PROJECT NO.: 93-149GSPS

GREGGSLANDING. GROUND STO. RE.SV. 1-19-99

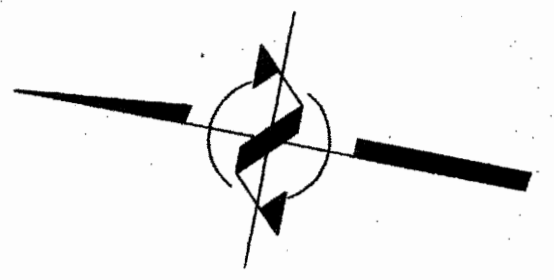
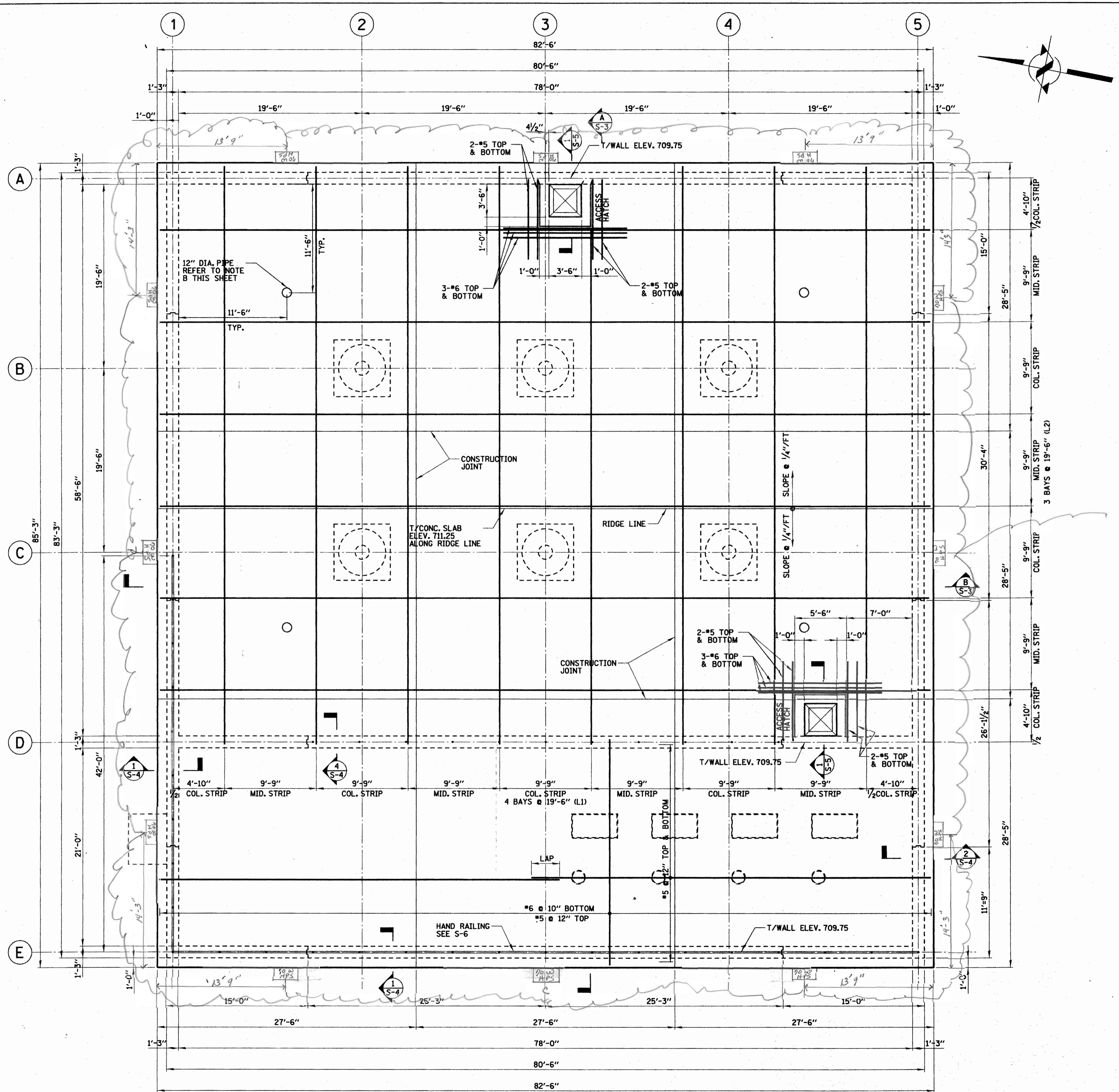




NOTES

- A. BLOCKOUT TOP SLAB CONCRETE TO ALLOW REMOVAL OF CONSTRUCTION EQUIPMENT, FORMS, AND OTHER TOOLS AFTER TOP SLAB HAS CURED. TO ALLOW FOR FUTURE CLOSURE OF THE TOP SLAB, PROVIDE INTERNALLY TAPERED THREADED MECHANICAL COUPLERS AND END PROTECTORS WHERE PANEL REBAR IS INTERRUPTED.
- THE MECHANICAL COUPLER SHALL MEET ACI 318-89 BUILDING CODE REQUIREMENT OF A MINIMUM TENSILE STRENGTH OF 125 PERCENT OF SPECIFIED YIELD. REBAR ENDS MUST BE MACHINED USING THE MANUFACTURER'S BAR THREADER TO ENSURE PROPER THREADING. BARS SHALL BE TIGHTENED TO THE MANUFACTURER'S RECOMMENDED WRENCH SETTING.
- (1) TWO #6 TOP & BOTTOM AT OPENING PROVIDE STD. 90° HOOK AT ONE END FOR TOP BARS.
- (2) THREE #6 TOP & BOTTOM AT OPENING. PROVIDE STD. 90° HOOK AT ONE END FOR TOP BARS.
- B. SEE SHEET S-5 (11 OF 23) FOR REINFORCEMENT OF VENT OPENINGS AND PIPE SLEEVES.
- C. SEE MECH/ELECT/ARCH DRAWINGS FOR OPENINGS. SEE DRAWING S-5 FOR DETAILS OF REINFORCING FOR OPENINGS.

<p>SPACECO INC. 9875 W. HIGGINS SUITE 700 ROSEMONT, IL 60018 (847) 688-0800 FAX (847) 698-1065</p> <p>CHRIS TOPHER B. BURKE ENGINEERING LTD. 8575 West Higgins Road, Suite 600 Rosemont, Illinois 60018 (847) 823-0500</p>	<p>REVISIONS</p> <table border="1" style="width: 100%; border-collapse: collapse;"> <thead> <tr> <th>NO.</th> <th>DATE</th> <th>REMARKS</th> </tr> </thead> <tbody> <tr> <td> </td> <td> </td> <td> </td> </tr> </tbody> </table>	NO.	DATE	REMARKS			
NO.	DATE	REMARKS					
<p>GROUND STORAGE RESERVOIR AND PUMP STATION</p> <p>ROOF DECK PLAN</p>							
<p>GREGG'S LANDING 100 Kensington Drive Suite 100 Buffalo Grove, IL 60089</p>							
<p>SCALE: 3/16" = 1'-0"</p>							
<p>93-14-08</p>							



NOTES

- A. BLOCKOUT TOP SLAB CONCRETE TO ALLOW REMOVAL OF CONSTRUCTION EQUIPMENT, FORMS, AND OTHER TOOLS AFTER TOP SLAB HAS CURED. TO ALLOW FOR FUTURE CLOSURE OF THE TOP SLAB, PROVIDE INTERNALLY TAPERED THREADED MECHANICAL COUPLERS AND END PROTECTORS WHERE PANEL REBAR IS INTERRUPTED.
 THE MECHANICAL COUPLER SHALL MEET ACI 318-89 BUILDING CODE REQUIREMENT OF A MINIMUM TENSILE STRENGTH OF 125 PERCENT OF SPECIFIED YIELD. REBAR ENDS MUST BE MACHINED USING THE MANUFACTURER'S BAR THREADER TO ENSURE PROPER THREADING. BARS SHALL BE TIGHTENED TO THE MANUFACTURER'S RECOMMENDED WRENCH SETTING.
- ① TWO #6 TOP & BOTTOM AT OPENING PROVIDE STD. 90° HOOK AT ONE END FOR TOP BARS.
- ② THREE #6 TOP & BOTTOM AT OPENING. PROVIDE STD. 90° HOOK AT ONE END FOR TOP BARS.
- B. SEE SHEET S-5 (11 OF 23) FOR REINFORCEMENT OF VENT OPENINGS AND PIPE SLEEVES.
- C. SEE MECH/ELECT/ARCH DRAWINGS FOR OPENINGS. SEE DRAWING S-5 FOR DETAILS OF REINFORCING FOR OPENINGS.

(L2)
70 w
HPS Fixtures

Dimensions: 13" 33cm

Drilling Template

Drilling template for easy box mounting

Easy Lighting Layouts

150w HPS @ 10' Mounting Height

Watts	HPS	MH	CFL	Multiplier
175		.9		
150	1.0	.7		
100	.6	.5		
70	.4	.3		
42			.2	

Mounting Height	Multiplier
8'	1.6
12'	.7
16'	.4
20'	.3

TOP SLAB PLAN
SCALE: 3/16" = 1'-0"

NO. DATE REMARKS

REVISIONS

SPACECO, INC.
9875 W. HIGGINS SUITE 700 ROSEMONT, IL 60018 (847) 686-0060 FAX (847) 686-0065

CHRISTOPHER B. BURKE ENGINEERING LTD.
ROSEMONT, ILLINOIS 60018
CLB
(847) 823-0500

GROUND STORAGE RESERVOIR
AND PUMP STATION

ROOF DECK PLAN

GREGG'S
LANDING
Roofing, Siding, Gutters

G.A.E. Inc.
100 Kankakee Ave.
Burlington, IL 60089

DATE: 5/08/98
DRAWN BY: JMM/200
PROJECT NO: 93-149GSPS

SHEET S-2
8 of 23

93-149GSPS-08

